

**SAMPLE NAME: Boost T1 1/4oz.**

Flower, Inhalable

**CULTIVATOR / MANUFACTURER**

**Business Name:** Emerald Spirit Botanicals  
**License Number:** CCL18-0000884  
**Address:** [REDACTED]

**DISTRIBUTOR**

**Business Name:** REDWOOD ROOTS DISTRIBUTION, LLC  
**License Number:** C11-0000711-LIC  
**Address:** 6840 BENBOW DR, SUITE B GARBERVILLE, CA 95542-3604



**SAMPLE DETAIL**

**Batch Number:** ESB-T1  
**Sample ID:** 231103L025  
**Source Metrc UID:** 1A4060300002713000000105

**Date Collected:** 11/03/2023  
**Date Received:** 11/04/2023  
**Batch Size:** 3540.0 grams  
**Sample Size:** 15.0 grams  
**Unit Mass:** 7.5 grams per Unit  
**Serving Size:**



Scan QR code to verify authenticity of results.

**Sampling Method:** QSP 1265 - Sampling of Cannabis and Product Batches

**CANNABINOID ANALYSIS - SUMMARY**

CALCULATED USING DRY-WEIGHT

**Sum of Cannabinoids: 24.96%**  
**Total Cannabinoids: 22.03%**  
**Total THC: 16.41%**  
**Total CBD: 0.043%**

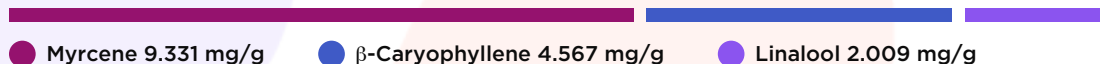
Sum of Cannabinoids =  $\Delta^9$ -THC + THCa + CBD + CBDa + CBG + CBGa + THCv + THCVa + CBC + CBCa + CBDV + CBDVa +  $\Delta^8$ -THC + CBL + CBN  
Total Cannabinoids =  $(\Delta^9$ -THC + 0.877\*THCa +  $\Delta^8$ -THC) + (CBD + 0.877\*CBDa) + (CBG + 0.877\*CBGa) + (THCV + 0.877\*THCVa) + (CBC + 0.877\*CBCa) + (CBDV + 0.877\*CBDVa) + CBL + CBN  
Total THC/CBD is calculated using the following formulas to take into account the loss of a carboxyl group during the decarboxylation step:  
Total THC =  $\Delta^9$ -THC + (THCa (0.877)) +  $\Delta^8$ -THC  
Total CBD = CBD + (CBDa (0.877))

**Moisture: 12.1%**

**TERPENOID ANALYSIS - SUMMARY**

39 TESTED, TOP 3 HIGHLIGHTED

**Total Terpenoids: 2.2693%**



**SAFETY ANALYSIS - SUMMARY**

**Pesticides:** ✔ PASS      **Mycotoxins:** ✔ PASS      **Heavy Metals:** ✔ PASS  
**Microbiology:** ✔ PASS      **Foreign Material:** ✔ PASS      **Water Activity:** ✔ PASS



These results relate only to the sample included on this report.

This report shall not be reproduced, except in full, without written approval of the laboratory.

**Sample Certification:** California Code of Regulations Title 4 Division 19. Department of Cannabis Control Business and Professions Code. Reference: Sections 26100, 26104 and 26110, Business and Professions Code.

**Decision Rule:** Statements of conformity (e.g. Pass/Fail) to specifications are made in this report without taking measurement uncertainty into account. Where statements of conformity are made in this report, the following decision rules are applied: PASS - Results within limits/specifications, FAIL - Results exceed limits/specifications.

**References:** limit of detection (LOD), limit of quantification (LOQ), not detected (ND), not tested (NT)

  
 Approved by: Josh Wurzer  
 Job Title: Chief Compliance Officer  
 Date: 11/06/2023  
  
 Approved by: Carmen Stackhouse  
 Job Title: Senior Laboratory Analyst  
 Date: 11/06/2023



**CANNABINOID TEST RESULTS** - 11/06/2023

Tested by high-performance liquid chromatography with diode-array detection (HPLC-DAD). Calculated using Dry-Weight. **Method:** QSP 1157 - Analysis of Cannabinoids by HPLC-DAD

**TOTAL CANNABINOIDS: 22.03%**

Total Cannabinoids (Total THC) + (Total CBD) + (Total CBG) + (Total THCV) + (Total CBC) + (Total CBDV) + CBL + CBN

**TOTAL THC: 16.41%**

Total THC ( $\Delta^9$ -THC+0.877\*THCa+ $\Delta^8$ -THC)

**TOTAL CBD: 0.043%**

Total CBD (CBD+0.877\*CBDA)

**TOTAL CBG: 0.4%**

Total CBG (CBG+0.877\*CBGa)

**TOTAL THCV: 4.83%**

Total THCV (THCV+0.877\*THCVa)

**TOTAL CBC: 0.35%**

Total CBC (CBC+0.877\*CBCa)

**TOTAL CBDV: <0.1%**

Total CBDV (CBDV+0.877\* CBDVa)

COMPOUND	LOD/LOQ (mg/g)	MEASUREMENT UNCERTAINTY (mg/g)	RESULT (mg/g)	RESULT (%)
THCa	0.04 / 0.24	±5.676	176.81	17.681
THCVa	0.05 / 0.17	±1.237	52.64	5.264
$\Delta^9$ -THC	0.1 / 0.4	±0.27	9.0	0.90
CBCa	0.1 / 0.4	±0.27	4.0	0.40
CBGa	0.1 / 0.4	±0.21	3.9	0.39
THCV	0.07 / 0.21	±0.061	2.13	0.213
CBG	0.2 / 0.5	±0.04	0.6	0.06
CBDA	0.06 / 0.22	±0.016	0.49	0.049
CBDVa	0.02 / 0.22	N/A	<1	<0.1
$\Delta^8$ -THC	0.05 / 0.50	N/A	ND	ND
CBD	0.1 / 0.3	N/A	ND	ND
CBDV	0.1 / 0.3	N/A	ND	ND
CBL	0.1 / 0.4	N/A	ND	ND
CBN	0.07 / 0.20	N/A	ND	ND
CBC	0.1 / 0.2	N/A	ND	ND
<b>SUM OF CANNABINOIDS</b>			249.6 mg/g	24.96%

**UNIT MASS: 7.5 grams per Unit**

$\Delta^9$ -THC per Unit	67.5 mg/unit
Total THC per Unit	1230.8 mg/unit
CBD per Unit	ND
Total CBD per Unit	3.23 mg/unit
Sum of Cannabinoids per Unit	1872.0 mg/unit
Total Cannabinoids per Unit	1652.3 mg/unit

**MOISTURE TEST RESULT**

**12.1%**

Tested 11/06/2023  
 Method: QSP 1224 -  
 Loss on Drying (Moisture)

**TERPENOID TEST RESULTS** - 11/06/2023

Terpene analysis utilizing gas chromatography-flame ionization detection (GC-FID). **Method:** QSP 1192 - Analysis of Terpenoids by GC-FID

COMPOUND	LOD/LOQ (mg/g)	MEASUREMENT UNCERTAINTY (mg/g)	RESULT (mg/g)	RESULT (%)
Myrcene	0.007 / 0.025	±0.3303	9.331	0.9331
$\beta$ -Caryophyllene	0.004 / 0.013	±0.2457	4.567	0.4567
Linalool	0.009 / 0.030	±0.0790	2.009	0.2009
$\alpha$ -Humulene	0.009 / 0.031	±0.0781	1.451	0.1451
Limonene	0.005 / 0.016	±0.0435	1.334	0.1334
$\beta$ -Ocimene	0.005 / 0.018	±0.0479	1.219	0.1219
$\alpha$ -Bisabolol	0.008 / 0.026	±0.0346	0.805	0.0805
Nerolidol	0.006 / 0.020	±0.0296	0.374	0.0374
$\beta$ -Pinene	0.004 / 0.015	±0.0120	0.372	0.0372
Caryophyllene Oxide	0.011 / 0.038	±0.0169	0.285	0.0285
Terpineol	0.008 / 0.025	±0.0141	0.231	0.0231
Fenchol	0.009 / 0.029	±0.0072	0.195	0.0195
trans- $\beta$ -Farnesene	0.008 / 0.028	±0.0094	0.165	0.0165
$\alpha$ -Pinene	0.005 / 0.015	±0.0052	0.144	0.0144
Borneol	0.004 / 0.014	±0.0031	0.067	0.0067
Terpinolene	0.008 / 0.027	±0.0008	0.053	0.0053
Camphene	0.004 / 0.014	±0.0014	0.044	0.0044
Eucalyptol	0.005 / 0.018	±0.0011	0.027	0.0027
Nerol	0.003 / 0.011	±0.0007	0.020	0.0020
$\gamma$ -Terpinene	0.005 / 0.018	N/A	<LOQ	<LOQ
Sabinene Hydrate	0.007 / 0.022	N/A	<LOQ	<LOQ
Fenchone	0.008 / 0.026	N/A	<LOQ	<LOQ
Sabinene	0.004 / 0.014	N/A	ND	ND
$\alpha$ -Phellandrene	0.006 / 0.019	N/A	ND	ND
$\Delta^3$ -Carene	0.005 / 0.018	N/A	ND	ND
$\alpha$ -Terpinene	0.006 / 0.019	N/A	ND	ND
p-Cymene	0.005 / 0.015	N/A	ND	ND
Isopulegol	0.004 / 0.013	N/A	ND	ND
Camphor	0.005 / 0.015	N/A	ND	ND
Isborneol	0.003 / 0.011	N/A	ND	ND
Menthol	0.008 / 0.025	N/A	ND	ND
Citronellol	0.003 / 0.010	N/A	ND	ND
Pulegone	0.003 / 0.010	N/A	ND	ND
Geraniol	0.002 / 0.007	N/A	ND	ND
Geranyl Acetate	0.004 / 0.012	N/A	ND	ND
$\alpha$ -Cedrene	0.005 / 0.017	N/A	ND	ND
Valencene	0.010 / 0.033	N/A	ND	ND
Guaiol	0.011 / 0.035	N/A	ND	ND
Cedrol	0.009 / 0.032	N/A	ND	ND
<b>TOTAL TERPENOIDS</b>			22.693 mg/g	2.2693%



**CATEGORY 1 PESTICIDE TEST RESULTS** - 11/06/2023 ✔ PASS

Pesticide and plant growth regulator analysis utilizing high-performance liquid chromatography-mass spectrometry (HPLC-MS) or gas chromatography-mass spectrometry (GC-MS). \*GC-MS utilized where indicated. **Method:** QSP 1212 - Analysis of Pesticides and Mycotoxins by LC-MS or QSP 1213 - Analysis of Pesticides by GC-MS

COMPOUND	LOD/LOQ (µg/g)	ACTION LIMIT (µg/g)	MEASUREMENT UNCERTAINTY (µg/g)	RESULT (µg/g)	RESULT
Aldicarb	0.03 / 0.08	≥ LOD	N/A	ND	PASS
Carbofuran	0.02 / 0.05	≥ LOD	N/A	ND	PASS
Chlordane*	0.03 / 0.08	≥ LOD	N/A	ND	PASS
Chlorfenapyr*	0.03 / 0.10	≥ LOD	N/A	ND	PASS
Chlorpyrifos	0.02 / 0.06	≥ LOD	N/A	ND	PASS
Coumaphos	0.02 / 0.07	≥ LOD	N/A	ND	PASS
Daminozide	0.02 / 0.07	≥ LOD	N/A	ND	PASS
Dichlorvos (DDVP)	0.03 / 0.09	≥ LOD	N/A	ND	PASS
Dimethoate	0.03 / 0.08	≥ LOD	N/A	ND	PASS
Ethoprophos	0.03 / 0.10	≥ LOD	N/A	ND	PASS
Etofenprox	0.02 / 0.06	≥ LOD	N/A	ND	PASS
Fenoxycarb	0.03 / 0.08	≥ LOD	N/A	ND	PASS
Fipronil	0.03 / 0.08	≥ LOD	N/A	ND	PASS
Imazalil	0.02 / 0.06	≥ LOD	N/A	ND	PASS
Methiocarb	0.02 / 0.07	≥ LOD	N/A	ND	PASS
Parathion-methyl	0.03 / 0.10	≥ LOD	N/A	ND	PASS
Mevinphos	0.03 / 0.09	≥ LOD	N/A	ND	PASS
Paclobotrazol	0.02 / 0.05	≥ LOD	N/A	ND	PASS
Propoxur	0.03 / 0.09	≥ LOD	N/A	ND	PASS
Spiroxamine	0.03 / 0.08	≥ LOD	N/A	ND	PASS
Thiacloprid	0.03 / 0.10	≥ LOD	N/A	ND	PASS

**CATEGORY 2 PESTICIDE TEST RESULTS** - 11/06/2023 *continued*

COMPOUND	LOD/LOQ (µg/g)	ACTION LIMIT (µg/g)	MEASUREMENT UNCERTAINTY (µg/g)	RESULT (µg/g)	RESULT
Cyfluthrin	0.12 / 0.38	2	N/A	ND	PASS
Cypermethrin	0.11 / 0.32	1	N/A	ND	PASS
Diazinon	0.02 / 0.05	0.1	N/A	ND	PASS
Dimethomorph	0.03 / 0.09	2	N/A	ND	PASS
Etoazole	0.02 / 0.06	0.1	N/A	ND	PASS
Fenhexamid	0.03 / 0.09	0.1	N/A	ND	PASS
Fenpyroximate	0.02 / 0.06	0.1	N/A	ND	PASS
Flonicamid	0.03 / 0.10	0.1	N/A	ND	PASS
Fludioxonil	0.03 / 0.10	0.1	N/A	ND	PASS
Hexythiazox	0.02 / 0.07	0.1	N/A	ND	PASS
Imidacloprid	0.04 / 0.11	5	N/A	ND	PASS
Kresoxim-methyl	0.02 / 0.07	0.1	N/A	ND	PASS
Malathion	0.03 / 0.09	0.5	N/A	ND	PASS
Metalaxyl	0.02 / 0.07	2	N/A	ND	PASS
Methomyl	0.03 / 0.10	1	N/A	ND	PASS
Myclobutanil	0.03 / 0.09	0.1	N/A	ND	PASS
Naled	0.02 / 0.07	0.1	N/A	ND	PASS
Oxamyl	0.04 / 0.11	0.5	N/A	ND	PASS
Pentachloronitrobenzene*	0.03 / 0.09	0.1	N/A	ND	PASS
Permethrin	0.04 / 0.12	0.5	N/A	ND	PASS
Phosmet	0.03 / 0.10	0.1	N/A	ND	PASS
Piperonyl Butoxide	0.02 / 0.07	3	N/A	ND	PASS
Prallethrin	0.03 / 0.08	0.1	N/A	ND	PASS
Propiconazole	0.02 / 0.07	0.1	N/A	ND	PASS
Pyrethrins	0.04 / 0.12	0.5	N/A	ND	PASS
Pyridaben	0.02 / 0.07	0.1	N/A	ND	PASS
Spinetoram	0.02 / 0.07	0.1	N/A	ND	PASS
Spinosad	0.02 / 0.07	0.1	N/A	ND	PASS
Spiromesifen	0.02 / 0.05	0.1	N/A	ND	PASS
Spirotetramat	0.02 / 0.06	0.1	N/A	ND	PASS
Tebuconazole	0.02 / 0.07	0.1	N/A	ND	PASS
Thiamethoxam	0.03 / 0.10	5	N/A	ND	PASS
Trifloxystrobin	0.03 / 0.08	0.1	N/A	ND	PASS

**CATEGORY 2 PESTICIDE TEST RESULTS** - 11/06/2023 ✔ PASS

COMPOUND	LOD/LOQ (µg/g)	ACTION LIMIT (µg/g)	MEASUREMENT UNCERTAINTY (µg/g)	RESULT (µg/g)	RESULT
Abamectin	0.03 / 0.10	0.1	N/A	ND	PASS
Acephate	0.02 / 0.07	0.1	N/A	ND	PASS
Acequinocyl	0.02 / 0.07	0.1	N/A	ND	PASS
Acetamiprid	0.02 / 0.05	0.1	N/A	ND	PASS
Azoxystrobin	0.02 / 0.07	0.1	N/A	ND	PASS
Bifenazate	0.01 / 0.04	0.1	N/A	ND	PASS
Bifenthrin	0.02 / 0.05	3	N/A	ND	PASS
Boscalid	0.03 / 0.09	0.1	N/A	ND	PASS
Captan	0.19 / 0.57	0.7	N/A	ND	PASS
Carbaryl	0.02 / 0.06	0.5	N/A	ND	PASS
Chlorantraniliprole	0.04 / 0.12	10	N/A	ND	PASS
Clofentezine	0.03 / 0.09	0.1	N/A	ND	PASS



BOOST T1 1/4OZ. | DATE ISSUED 11/06/2023 | OVERALL BATCH RESULT: ✔ PASS

**MYCOTOXIN TEST RESULTS** - 11/06/2023 ✔ PASS

Mycotoxin analysis utilizing high-performance liquid chromatography-mass spectrometry (HPLC-MS). **Method:** QSP 1212 - Analysis of Pesticides and Mycotoxins by LC-MS

COMPOUND	LOD/LOQ (µg/kg)	ACTION LIMIT (µg/kg)	MEASUREMENT UNCERTAINTY (µg/kg)	RESULT (µg/kg)	RESULT
Aflatoxin B1	2.0 / 6.0		N/A	ND	
Aflatoxin B2	1.8 / 5.6		N/A	ND	
Aflatoxin G1	1.0 / 3.1		N/A	ND	
Aflatoxin G2	1.2 / 3.5		N/A	ND	
Total Aflatoxin		20		ND	PASS
Ochratoxin A	6.3 / 19.2	20	N/A	ND	PASS

**FOREIGN MATERIAL TEST RESULTS** - 11/04/2023 ✔ PASS

Visual analysis includes, but is not limited to, sand, soil, cinders, dirt, mold, hair, insect fragments, and mammalian excreta. **Method:** QSP 1226 - Analysis of Foreign Material in Cannabis and Cannabis Products

COMPOUND	ACTION LIMIT	RESULT
Total Sample Area Covered by Sand, Soil, Cinders, or Dirt	>25%	PASS
Total Sample Area Covered by Mold	>25%	PASS
Total Sample Area Covered by an Imbedded Foreign Material	>25%	PASS
Insect Fragment Count	> 1 per 3 grams	PASS
Hair Count	> 1 per 3 grams	PASS
Mammalian Excreta Count	> 1 per 3 grams	PASS

**HEAVY METALS TEST RESULTS** - 11/05/2023 ✔ PASS

Heavy metal analysis utilizing inductively coupled plasma-mass spectrometry (ICP-MS). **Method:** QSP 1160 - Analysis of Heavy Metals by ICP-MS

COMPOUND	LOD/LOQ (µg/g)	ACTION LIMIT (µg/g)	MEASUREMENT UNCERTAINTY (µg/g)	RESULT (µg/g)	RESULT
Arsenic	0.02 / 0.1	0.2	N/A	ND	PASS
Cadmium	0.02 / 0.05	0.2	N/A	ND	PASS
Lead	0.04 / 0.1	0.5	N/A	ND	PASS
Mercury	0.002 / 0.01	0.1	N/A	<LOQ	PASS

**WATER ACTIVITY TEST RESULTS** - 11/06/2023 ✔ PASS

**Method:** QSP 1227 - Analysis of Water Activity in Cannabis and Cannabis Products

COMPOUND	LOD/LOQ (Aw)	ACTION LIMIT (Aw)	MEASUREMENT UNCERTAINTY (Aw)	RESULT (Aw)	RESULT
Water Activity	0.030 / 0.250	0.65	±0.0038	0.557	PASS

**MICROBIOLOGY TEST RESULTS** - 11/06/2023 ✔ PASS

Analysis conducted by polymerase chain reaction (PCR) and fluorescence detection of microbiological contaminants. **Method:** QSP 1221 - Analysis of Microbiological Contaminants

COMPOUND	ACTION LIMIT	RESULT	RESULT
Shiga toxin-producing <i>Escherichia coli</i>	Not Detected in 1g	ND	PASS
<i>Salmonella</i> spp.	Not Detected in 1g	ND	PASS
<i>Aspergillus fumigatus</i>	Not Detected in 1g	ND	PASS
<i>Aspergillus flavus</i>	Not Detected in 1g	ND	PASS
<i>Aspergillus niger</i>	Not Detected in 1g	ND	PASS
<i>Aspergillus terreus</i>	Not Detected in 1g	ND	PASS