

SAMPLE NAME: Trilogy 1/4oz.

Flower, Inhalable

CULTIVATOR / MANUFACTURER

Business Name: Emerald Spirit Botanicals
License Number: CCL21-0005038
Address: [REDACTED]

DISTRIBUTOR

Business Name: REDWOOD ROOTS DISTRIBUTION, LLC.
License Number: C11-0000711-LIC
Address: 6840 BENBOW DR, SUITE B, GARBERVILLE, CA 95542-3604



SAMPLE DETAIL

Batch Number: ESB-T01
Sample ID: 230330K002
Source Metrc UID: 1A4060300049125000000014

Date Collected: 03/30/2023
Date Received: 03/31/2023
Batch Size: 1080.0 grams
Sample Size: 15.0 grams
Unit Mass: 7.5 grams per Unit
Serving Size:



Scan QR code to verify authenticity of results.

Sampling Method: QSP 1265 - Sampling of Cannabis and Product Batches

CANNABINOID ANALYSIS - SUMMARY

CALCULATED USING DRY-WEIGHT

Sum of Cannabinoids: 19.7%
Total Cannabinoids: 17.59%
Total THC: 12.86%
Total CBD: 0.039%

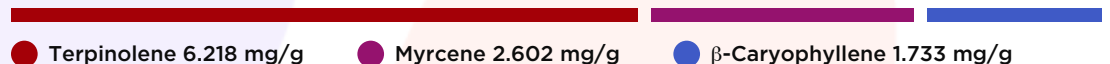
Sum of Cannabinoids = Δ^9 -THC + THCa + CBD + CBDa + CBG + CBGa + THCV + THCVa + CBC + CBCa + CBDV + CBDVa + Δ^8 -THC + CBL + CBN
Total Cannabinoids = $(\Delta^9$ -THC + 0.877*THCa + Δ^8 -THC) + (CBD + 0.877*CBDa) + (CBG + 0.877*CBGa) + (THCV + 0.877*THCVa) + (CBC + 0.877*CBCa) + (CBDV + 0.877*CBDVa) + CBL + CBN
Total THC/CBD is calculated using the following formulas to take into account the loss of a carboxyl group during the decarboxylation step:
Total THC = Δ^9 -THC + (THCa (0.877)) + Δ^8 -THC
Total CBD = CBD + (CBDa (0.877))

Moisture: 11.9%

TERPENOID ANALYSIS - SUMMARY

39 TESTED, TOP 3 HIGHLIGHTED

Total Terpenoids: 1.6993%



SAFETY ANALYSIS - SUMMARY

Pesticides: ✔ PASS **Mycotoxins:** ✔ PASS **Heavy Metals:** ✔ PASS
Microbiology: ✔ PASS **Foreign Material:** ✔ PASS **Water Activity:** ✔ PASS



These results relate only to the sample included on this report.

This report shall not be reproduced, except in full, without written approval of the laboratory.

Sample Certification: California Code of Regulations Title 4 Division 19. Department of Cannabis Control Business and Professions Code. Reference: Sections 26100, 26104 and 26110, Business and Professions Code.

Decision Rule: Statements of conformity (e.g. Pass/Fail) to specifications are made in this report without taking measurement uncertainty into account. Where statements of conformity are made in this report, the following decision rules are applied: PASS - Results within limits/specifications, FAIL - Results exceed limits/specifications.

References: limit of detection (LOD), limit of quantification (LOQ), not detected (ND), not tested (NT)


 Approved by: Josh Wurzer
 Job Title: Chief Compliance Officer
 Date: 04/03/2023

 All LQC samples were performed and met the prescribed acceptance criteria in 4 CCR section 15730, as attested by:
 Carmen Stackhouse
 Job Title: Senior Laboratory Analyst
 Date: 04/03/2023



CANNABINOID TEST RESULTS - 04/02/2023

Tested by high-performance liquid chromatography with diode-array detection (HPLC-DAD). Calculated using Dry-Weight. **Method:** QSP 1157 - Analysis of Cannabinoids by HPLC-DAD

TOTAL CANNABINOIDS: 17.59%

Total Cannabinoids (Total THC) + (Total CBD) + (Total CBG) + (Total THCV) + (Total CBC) + (Total CBDV) + CBL + CBN

TOTAL THC: 12.86%

Total THC (Δ^9 -THC+0.877*THCa+ Δ^8 -THC)

TOTAL CBD: 0.039%

Total CBD (CBD+0.877*CBDA)

TOTAL CBG: 2.44%

Total CBG (CBG+0.877*CBGa)

TOTAL THCV: 1.76%

Total THCV (THCV+0.877*THCVa)

TOTAL CBC: 0.49%

Total CBC (CBC+0.877*CBCa)

TOTAL CBDV: ND

Total CBDV (CBDV+0.877*CBDVa)

COMPOUND	LOD/LOQ (mg/g)	MEASUREMENT UNCERTAINTY (mg/g)	RESULT (mg/g)	RESULT (%)
THCa	0.04 / 0.24	±3.936	122.61	12.261
CBGa	0.1 / 0.4	±1.43	26.6	2.66
Δ^9 -THC	0.1 / 0.4	±0.64	21.1	2.11
THCVa	0.05 / 0.17	±0.396	16.86	1.686
CBCa	0.1 / 0.4	±0.35	5.2	0.52
THCV	0.07 / 0.21	±0.080	2.81	0.281
CBG	0.2 / 0.5	±0.07	1.1	0.11
CBDA	0.06 / 0.22	±0.015	0.45	0.045
CBC	0.1 / 0.2	±0.01	0.3	0.03
Δ^8 -THC	0.05 / 0.50	N/A	ND	ND
CBD	0.1 / 0.3	N/A	ND	ND
CBDV	0.1 / 0.3	N/A	ND	ND
CBDVa	0.02 / 0.22	N/A	ND	ND
CBL	0.1 / 0.4	N/A	ND	ND
CBN	0.07 / 0.20	N/A	ND	ND
SUM OF CANNABINOIDS			197.0 mg/g	19.7%

UNIT MASS: 7.5 grams per Unit

Δ^9 -THC per Unit	158.3 mg/unit
Total THC per Unit	964.5 mg/unit
CBD per Unit	ND
Total CBD per Unit	2.93 mg/unit
Sum of Cannabinoids per Unit	1477.5 mg/unit
Total Cannabinoids per Unit	1319.2 mg/unit

MOISTURE TEST RESULT

11.9%
Tested 04/01/2023
Method: QSP 1224 - Loss on Drying (Moisture)

TERPENOID TEST RESULTS - 04/03/2023

Terpene analysis utilizing gas chromatography-flame ionization detection (GC-FID). **Method:** QSP 1192 - Analysis of Terpenoids by GC-FID

COMPOUND	LOD/LOQ (mg/g)	MEASUREMENT UNCERTAINTY (mg/g)	RESULT (mg/g)	RESULT (%)
Terpinolene	0.008 / 0.027	±0.0939	6.218	0.6218
Myrcene	0.007 / 0.025	±0.0921	2.602	0.2602
β -Caryophyllene	0.004 / 0.013	±0.0932	1.733	0.1733
β -Ocimene	0.005 / 0.018	±0.0665	1.692	0.1692
Limonene	0.005 / 0.016	±0.0370	1.134	0.1134
α -Humulene	0.009 / 0.031	±0.0393	0.730	0.0730
β -Pinene	0.004 / 0.015	±0.0163	0.504	0.0504
α -Pinene	0.005 / 0.015	±0.0117	0.327	0.0327
Linalool	0.009 / 0.030	±0.0128	0.326	0.0326
α -Phellandrene	0.006 / 0.019	±0.0056	0.250	0.0250
Terpineol	0.008 / 0.025	±0.0146	0.239	0.0239
Δ^3 -Carene	0.005 / 0.018	±0.0060	0.212	0.0212
α -Bisabolol	0.008 / 0.026	±0.0090	0.209	0.0209
α -Terpinene	0.006 / 0.019	±0.0038	0.178	0.0178
Nerolidol	0.006 / 0.020	±0.0100	0.126	0.0126
Fenchol	0.009 / 0.029	±0.0042	0.114	0.0114
γ -Terpinene	0.005 / 0.018	±0.0027	0.113	0.0113
Caryophyllene Oxide	0.011 / 0.038	±0.0039	0.066	0.0066
trans- β -Farnesene	0.008 / 0.028	±0.0026	0.045	0.0045
Sabinene	0.004 / 0.014	±0.0014	0.044	0.0044
Sabinene Hydrate	0.007 / 0.022	±0.0016	0.043	0.0043
Borneol	0.004 / 0.014	±0.0020	0.042	0.0042
Eucalyptol	0.005 / 0.018	±0.0012	0.031	0.0031
Camphene	0.004 / 0.014	±0.0005	0.015	0.0015
Fenchone	0.008 / 0.026	N/A	<LOQ	<LOQ
Valencene	0.010 / 0.033	N/A	<LOQ	<LOQ
p-Cymene	0.005 / 0.015	N/A	ND	ND
Isopulegol	0.004 / 0.013	N/A	ND	ND
Camphor	0.005 / 0.015	N/A	ND	ND
Isoborneol	0.003 / 0.011	N/A	ND	ND
Menthol	0.008 / 0.025	N/A	ND	ND
Nerol	0.003 / 0.011	N/A	ND	ND
Citronellol	0.003 / 0.010	N/A	ND	ND
Pulegone	0.003 / 0.010	N/A	ND	ND
Geraniol	0.002 / 0.007	N/A	ND	ND
Geranyl Acetate	0.004 / 0.012	N/A	ND	ND
α -Cedrene	0.005 / 0.017	N/A	ND	ND
Guaiol	0.011 / 0.035	N/A	ND	ND
Cedrol	0.009 / 0.032	N/A	ND	ND
TOTAL TERPENOIDS			16.993 mg/g	1.6993%



CATEGORY 1 PESTICIDE TEST RESULTS - 04/02/2023 ✔ PASS

Pesticide and plant growth regulator analysis utilizing high-performance liquid chromatography-mass spectrometry (HPLC-MS) or gas chromatography-mass spectrometry (GC-MS). *GC-MS utilized where indicated. **Method:** QSP 1212 - Analysis of Pesticides and Mycotoxins by LC-MS or QSP 1213 - Analysis of Pesticides by GC-MS

COMPOUND	LOD/LOQ (µg/g)	ACTION LIMIT (µg/g)	MEASUREMENT UNCERTAINTY (µg/g)	RESULT (µg/g)	RESULT
Aldicarb	0.03 / 0.08	≥ LOD	N/A	ND	PASS
Carbofuran	0.02 / 0.05	≥ LOD	N/A	ND	PASS
Chlordane*	0.03 / 0.08	≥ LOD	N/A	ND	PASS
Chlorfenapyr*	0.03 / 0.10	≥ LOD	N/A	ND	PASS
Chlorpyrifos	0.02 / 0.06	≥ LOD	N/A	ND	PASS
Coumaphos	0.02 / 0.07	≥ LOD	N/A	ND	PASS
Daminozide	0.02 / 0.07	≥ LOD	N/A	ND	PASS
Dichlorvos (DDVP)	0.03 / 0.09	≥ LOD	N/A	ND	PASS
Dimethoate	0.03 / 0.08	≥ LOD	N/A	ND	PASS
Ethoprophos	0.03 / 0.10	≥ LOD	N/A	ND	PASS
Etofenprox	0.02 / 0.06	≥ LOD	N/A	ND	PASS
Fenoxycarb	0.03 / 0.08	≥ LOD	N/A	ND	PASS
Fipronil	0.03 / 0.08	≥ LOD	N/A	ND	PASS
Imazalil	0.02 / 0.06	≥ LOD	N/A	ND	PASS
Methiocarb	0.02 / 0.07	≥ LOD	N/A	ND	PASS
Parathion-methyl	0.03 / 0.10	≥ LOD	N/A	ND	PASS
Mevinphos	0.03 / 0.09	≥ LOD	N/A	ND	PASS
Paclobotrazol	0.02 / 0.05	≥ LOD	N/A	ND	PASS
Propoxur	0.03 / 0.09	≥ LOD	N/A	ND	PASS
Spiroxamine	0.03 / 0.08	≥ LOD	N/A	ND	PASS
Thiacloprid	0.03 / 0.10	≥ LOD	N/A	ND	PASS

CATEGORY 2 PESTICIDE TEST RESULTS - 04/02/2023 *continued*

COMPOUND	LOD/LOQ (µg/g)	ACTION LIMIT (µg/g)	MEASUREMENT UNCERTAINTY (µg/g)	RESULT (µg/g)	RESULT
Cyfluthrin	0.12 / 0.38	2	N/A	ND	PASS
Cypermethrin	0.11 / 0.32	1	N/A	ND	PASS
Diazinon	0.02 / 0.05	0.1	N/A	ND	PASS
Dimethomorph	0.03 / 0.09	2	N/A	ND	PASS
Etoazole	0.02 / 0.06	0.1	N/A	ND	PASS
Fenhexamid	0.03 / 0.09	0.1	N/A	ND	PASS
Fenpyroximate	0.02 / 0.06	0.1	N/A	ND	PASS
Flonicamid	0.03 / 0.10	0.1	N/A	ND	PASS
Fludioxonil	0.03 / 0.10	0.1	N/A	ND	PASS
Hexythiazox	0.02 / 0.07	0.1	N/A	ND	PASS
Imidacloprid	0.04 / 0.11	5	N/A	ND	PASS
Kresoxim-methyl	0.02 / 0.07	0.1	N/A	ND	PASS
Malathion	0.03 / 0.09	0.5	N/A	ND	PASS
Metalaxyl	0.02 / 0.07	2	N/A	ND	PASS
Methomyl	0.03 / 0.10	1	N/A	ND	PASS
Myclobutanil	0.03 / 0.09	0.1	N/A	ND	PASS
Naled	0.02 / 0.07	0.1	N/A	ND	PASS
Oxamyl	0.04 / 0.11	0.5	N/A	ND	PASS
Pentachloronitrobenzene*	0.03 / 0.09	0.1	N/A	ND	PASS
Permethrin	0.04 / 0.12	0.5	N/A	ND	PASS
Phosmet	0.03 / 0.10	0.1	N/A	ND	PASS
Piperonyl Butoxide	0.02 / 0.07	3	N/A	ND	PASS
Prallethrin	0.03 / 0.08	0.1	N/A	ND	PASS
Propiconazole	0.02 / 0.07	0.1	N/A	ND	PASS
Pyrethrins	0.04 / 0.12	0.5	N/A	ND	PASS
Pyridaben	0.02 / 0.07	0.1	N/A	ND	PASS
Spinetoram	0.02 / 0.07	0.1	N/A	ND	PASS
Spinosad	0.02 / 0.07	0.1	N/A	ND	PASS
Spiromesifen	0.02 / 0.05	0.1	N/A	ND	PASS
Spirotetramat	0.02 / 0.06	0.1	N/A	ND	PASS
Tebuconazole	0.02 / 0.07	0.1	N/A	ND	PASS
Thiamethoxam	0.03 / 0.10	5	N/A	ND	PASS
Trifloxystrobin	0.03 / 0.08	0.1	N/A	ND	PASS

CATEGORY 2 PESTICIDE TEST RESULTS - 04/02/2023 ✔ PASS

COMPOUND	LOD/LOQ (µg/g)	ACTION LIMIT (µg/g)	MEASUREMENT UNCERTAINTY (µg/g)	RESULT (µg/g)	RESULT
Abamectin	0.03 / 0.10	0.1	N/A	ND	PASS
Acephate	0.02 / 0.07	0.1	N/A	ND	PASS
Acequinocyl	0.02 / 0.07	0.1	N/A	ND	PASS
Acetamiprid	0.02 / 0.05	0.1	N/A	ND	PASS
Azoxystrobin	0.02 / 0.07	0.1	N/A	ND	PASS
Bifenazate	0.01 / 0.04	0.1	N/A	ND	PASS
Bifenthrin	0.02 / 0.05	3	N/A	ND	PASS
Boscalid	0.03 / 0.09	0.1	N/A	ND	PASS
Captan	0.19 / 0.57	0.7	N/A	ND	PASS
Carbaryl	0.02 / 0.06	0.5	N/A	ND	PASS
Chlorantraniliprole	0.04 / 0.12	10	N/A	ND	PASS
Clofentezine	0.03 / 0.09	0.1	N/A	ND	PASS



MYCOTOXIN TEST RESULTS - 04/02/2023 ✔ PASS

Mycotoxin analysis utilizing high-performance liquid chromatography-mass spectrometry (HPLC-MS). **Method:** QSP 1212 - Analysis of Pesticides and Mycotoxins by LC-MS

COMPOUND	LOD/LOQ (µg/kg)	ACTION LIMIT (µg/kg)	MEASUREMENT UNCERTAINTY (µg/kg)	RESULT (µg/kg)	RESULT
Aflatoxin B1	2.0 / 6.0		N/A	ND	
Aflatoxin B2	1.8 / 5.6		N/A	ND	
Aflatoxin G1	1.0 / 3.1		N/A	ND	
Aflatoxin G2	1.2 / 3.5		N/A	ND	
Total Aflatoxin		20		ND	PASS
Ochratoxin A	6.3 / 19.2	20	N/A	ND	PASS

FOREIGN MATERIAL TEST RESULTS - 04/01/2023 ✔ PASS

Visual analysis includes, but is not limited to, sand, soil, cinders, dirt, mold, hair, insect fragments, and mammalian excreta. **Method:** QSP 1226 - Analysis of Foreign Material in Cannabis and Cannabis Products

COMPOUND	ACTION LIMIT	RESULT
Total Sample Area Covered by Sand, Soil, Cinders, or Dirt	>25%	PASS
Total Sample Area Covered by Mold	>25%	PASS
Total Sample Area Covered by an Imbedded Foreign Material	>25%	PASS
Insect Fragment Count	> 1 per 3 grams	PASS
Hair Count	> 1 per 3 grams	PASS
Mammalian Excreta Count	> 1 per 3 grams	PASS

HEAVY METALS TEST RESULTS - 04/01/2023 ✔ PASS

Heavy metal analysis utilizing inductively coupled plasma-mass spectrometry (ICP-MS). **Method:** QSP 1160 - Analysis of Heavy Metals by ICP-MS

COMPOUND	LOD/LOQ (µg/g)	ACTION LIMIT (µg/g)	MEASUREMENT UNCERTAINTY (µg/g)	RESULT (µg/g)	RESULT
Arsenic	0.02 / 0.1	0.2	N/A	<LOQ	PASS
Cadmium	0.02 / 0.05	0.2	N/A	<LOQ	PASS
Lead	0.04 / 0.1	0.5	N/A	ND	PASS
Mercury	0.002 / 0.01	0.1	N/A	<LOQ	PASS

WATER ACTIVITY TEST RESULTS - 04/01/2023 ✔ PASS

Method: QSP 1227 - Analysis of Water Activity in Cannabis and Cannabis Products

COMPOUND	LOD/LOQ (Aw)	ACTION LIMIT (Aw)	MEASUREMENT UNCERTAINTY (Aw)	RESULT (Aw)	RESULT
Water Activity	0.030 / 0.250	0.65	±0.0038	0.551	PASS

MICROBIOLOGY TEST RESULTS - 04/02/2023 ✔ PASS

Analysis conducted by polymerase chain reaction (PCR) and fluorescence detection of microbiological contaminants. **Method:** QSP 1221 - Analysis of Microbiological Contaminants

COMPOUND	ACTION LIMIT	RESULT	RESULT
Shiga toxin-producing <i>Escherichia coli</i>	Not Detected in 1g	ND	PASS
<i>Salmonella</i> spp.	Not Detected in 1g	ND	PASS
<i>Aspergillus fumigatus</i>	Not Detected in 1g	ND	PASS
<i>Aspergillus flavus</i>	Not Detected in 1g	ND	PASS
<i>Aspergillus niger</i>	Not Detected in 1g	ND	PASS
<i>Aspergillus terreus</i>	Not Detected in 1g	ND	PASS